



MIDDLE COLLEGE HIGH SCHOOL

## MIDDLE COLLEGE HIGH SCHOOL REPORT CARD

The Charter School Report Card is available at:

[https://www.nmvistas.org/Middle College High School Charter – Gallup](https://www.nmvistas.org/Middle_College_High_School_Charter_-_Gallup)

or <https://nmvistas.org>

### OVERVIEW

Grades Served: 9-12

Middle College High School received an ESSA designation of **Spotlight School**, meaning that it is among the top 25% of all schools within the state.

### SCHOOL PROFICIENCIES

**MATH: 17% (compared to 11% state average for high schools)**

**READING: 38% (compared to 35% state average)**

**SCIENCE: 57% (compared to 37% state average)**

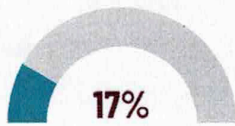
### DISTRICT GRADUATION RATES

4-YEAR: >90.0% (compared to 76.7% state average)

THE CHARTER SCHOOL REPORT CARD FOR

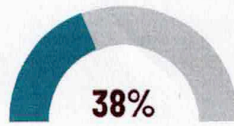
# Middle College High School Charter - Gallup

MATH PROFICIENCY



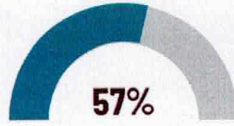
The percentage of students who are proficient and above in math.

READING PROFICIENCY




The percentage of students who are proficient and above in reading.

SCIENCE PROFICIENCY



The percentage of students who are proficient and above in science.

GRADUATION RATE



The four-year graduation rate.

GRADUATION GROWTH



The annual increase in the four-year graduation rate over three years.

MATH GROWTH

**N/A**

The median growth of students in grades 4-8 in math compared to their peers who had similar scores on previous tests.

READING GROWTH

**N/A**

The median growth of students in grades 4-8 in reading compared to their peers who had similar scores on previous tests.

REGULAR ATTENDANCE

**≥ 98%**

The percentage of students who were present for more than 90% of enrolled school days.

COLLEGE AND CAREER READINESS (CCR)

**100%**

The percentage of high school students who have participated in college and career courses.

For more details on these metrics, please visit [nmvistas.org](http://nmvistas.org)

## GLOSSARY

**Spotlight:** Highest recognition; schools among the top 25% of schools

**Traditional:** Good standing; not in designation

**TSI:** Schools with consistently underperforming student groups

**ATSI:** Schools in need of support with one or more of the lowest performing groups of students

**CSI:** Schools scoring in the bottom 5% of Title I schools overall or that have a graduation rate below 67%

**MRI:** Schools not exiting CSI Status after 3 years receiving support

**Masked:** Data not available due to masking

**N/A:** Data not applicable to this school or is otherwise unavailable

## Middle College High School Charter - Gallup 9<sup>TH</sup> - 12<sup>TH</sup>

ATTENDANCE

**≥ 98%**

CCR

**100%**

GRADUATION RATE

**≥ 90%**

GRADUATION GROWTH

**1.6%**

Math Proficiency 17%

Reading Proficiency 38%

Science Proficiency 57%

**SPOTLIGHT**

